



2-3 Reading, Writing and Stories


Activity Instructions - Pretend Play

In theory, this is a really simple activity but many of us can find it hard to set up and engage in pretend play with our toddlers - Twinkl Tots creators included! This activity aims to make it a little bit easier for you to get started in some pretend play with your two-year-old by providing some simple set-up ideas and play prompts you can keep in your back pocket. You might also find that you're already playing pretend more often than you think.

What 'I Can' milestones does this support?








I can develop play around favourite stories using props.




I can make comments and share my own ideas about stories.

You Will Need:

- your imagination!
- 
- 
- 
- 
- 

More Ways to Play

- Physically place books in different places in your house - a book of dinosaurs with the pretend dinosaurs, a recipe book in the play kitchen or mud kitchen - to encourage your child (and you) to make links between books, stories and play.
 - Use what you have and don't worry about using stories or toys from TV shows - your child is still using their imagination to develop play using character toys and what they know about stories to create their role-play scenario!
 - Remember that everyday situations are a chance to play pretend to your child. So, give them a brush to sweep with and play cleaning together! Pretending to be characters from a story is excellent but optional.
- 

Disclaimer: Welcome to Twinkl Tots. We hope you find the information on our course and resources useful. This course is provided for informational and educational purposes only. As all children are different and develop at their own pace, your child might show development at different times or in different ways. Our aim is simply to give you general guidance and the information may not apply to your specific situation. If you have any concerns about your child's development, please speak to your health visitor or GP.



1. Below are some ideas for how you can use what you already have (or can easily access) to help you play pretend with your child. A great tip for pretend play is to employ the classic improvisation tool 'Yes and...' when pretend playing with your child. So, if they say, 'This is your wand' and hand you a stick, say something like, 'Yes and it keeps mixing up my spells!'. You have immediately engaged in pretend play and helped the story along with your imagination.



This..	Could Be A..
basket or large box	house, boat, car, train, dog basket, cave, tunnel, goal
collection of small blocks	treasure chest, food, fairy house, city, skyscraper
cardboard tube	telescope, oar, tightrope, walking stick, trophy, microphone
slide	pirate ship, castle, aeroplane, superhero HQ, shop
bathtime	swimming race or lesson, ocean, rainstorm
school run	race away from a dragon, journey through the woods

Think about books your child enjoys - can you adapt any of these pretend play set-ups or play prompts to them? (You might also find your child does it themselves!).



Play Prompts

Pretend to cook a meal together.	Play shops using toys, books and food you have.	Put on a show, pretending to be singers, musicians, circus performers, etc.
Be a superhero - works anywhere, anytime!	Have a tea party (invite some animals if you dare!).	Set up a library - great to encourage reading too!
Turn a mealtime into a pretend visit to a restaurant or cafe, calling your child 'sir' or 'madam'.	Let yourself be a boat, a bridge, a mountain...	Make a den in the bed - simply get under the covers!

